

The multi-talented one: S 3000 EVOLO

For additional furnishing examples from a market leader, please see the Evolo product series brochures or our website at www.cp.de/evolo



The Evolo ventilation concept:

It ensures effective ventilation and drying of clothing with steel doors. Thanks to its air flow behavior, it works without additional ventilation equipment. Ventilation of the entire interior is guaranteed, even in steel lockers with a base (see diagram)!

The ventilation openings in the back of the locker base ensure optimum air circulation and drying in the compartment (see diagram). In lockers with bases, ventilation is ensured via openings above the recessed base.



Increased anti-burglary protection thanks to extremely warp resistant doors! This is ensured by closed profiles on the sides. The doorstop silencers are a standard feature.



New door opening limiter 90°: Made from special heavy-duty, plastic-coated stainless steel cable.



Custom-made for specific applications.



Ergonomically designed safety turning bolt latch:

For lock bolt size 6-8 mm, with standard door protection against door damage caused by the padlock.



Feet made of plastic for optimum corrosion protection: They consistently underpin the linear design and have a protective sleeve that covers the adjusting screw when the optional height adjustment is used. An ingenious feature!

Lockers



Lockers 56



Multi-purpose lockers 66



Double-tier lockers 68



Assembled box lockers 72



Open wardrobes 78



Optional integration of numbering: With self-adhesive film in the embossed label holder (optional).



Exchangeable fronts: (can also be retrofitted!) Choice of steel or decor doors (MDF or phenolic HPL). Door opening limiters are a standard feature with decor doors.



C+P double coat hooks: Oval special changing room rail with twist-proof double sliding hooks. Can support a large load and is very easy to use.

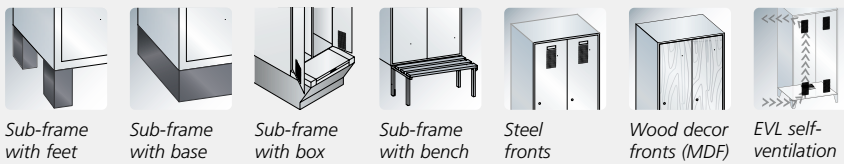


Easy-to-clean ventilation hole pattern: Thanks to the smooth outer front (no protruding louvers).

S 3000 EVOLO

The S 3000 Evolo series offers:

- Increased anti-burglary protection thanks to extremely warp-resistant doors and a special profile on the body interior – for high stability and an easy, convenient way to remove clothing
- Sturdy steel construction with high-quality enamel coating
- 2 compartment widths, 5 different box heights
- Sub-frame alternatively with feet, base, storage box, or bench
- Ventilation ensured by EVL (Evolu Ventilation Concept)
- Doors hinged right, borne on hinge pins, with easy-to-clean hole pattern and embossed label holder for optional integration of numbering
- Convenient doorstop silencers for pleasant closing behavior



Lockers with feet

on feet 150 mm high, depth 500 mm.
Clear opening dimensions per door:
1600 x 245/345 x 465 mm (H x W x D)



1. Dimensions and door material



	300	400	600	800
Width	300	400	600	800
Height	1850	1850	1850	1850
Compartments	1 x 300	1 x 400	2 x 300	2 x 400
CSC	2	3	4	5
Order no.	49010-10	49010-12	49010-20	49010-22
Price				

Lockers with base

on base 100 mm high, depth 500 mm.
Clear opening dimensions per door:
1600 x 245/345 x 465 mm (H x W x D)



1. Dimensions and door material



	300	400	600	800
Width	300	400	600	800
Height	1800	1800	1800	1800
Compartments	1 x 300	1 x 400	2 x 300	2 x 400
CSC	2	3	4	5
Order no.	49020-10	49020-12	49020-20	49020-22
Price				

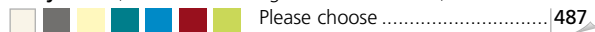


Thickness 18 mm				
+ Order no.	+ 49110-750	+ 49112-750	+ 49120-750	+ 49122-750
+ Addtl. charge				

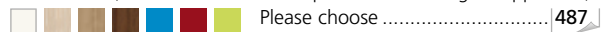


Thickness 13 mm				
+ Order no.	+ 49110-730	+ 49112-730	+ 49120-730	+ 49122-730
+ Addtl. charge				

2. Body color (see end of catalog for color overview)



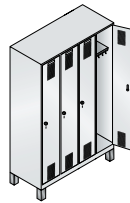
3. Door color (door decor for MDF or phenolic HPL design if applicable)



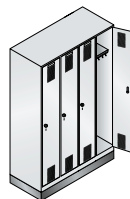
Lockers



- Decor doors (MDF and phenolic HPL) as standard with door opening limiter 90° made from special heavy-duty, plastic-coated stainless steel cable
- **Elegant, slim sides create a uniform appearance when set up in a row (no wide strips at the locker joints)**
- Exchangeable front concept with steel, phenolic HPL, or MDF decor doors, can also be retrofitted
- Interior is easy to clean because compartment shelves can be swept out smoothly (models 49030/49040 with cleaning openings)
- Storage shelf with roll-away protection at the back and sturdy wardrobe rail made of oval profile, 3 twist-proof sliding hooks with system holder, e.g. for coat hangers or movable partitions
- Ergonomic safety turning bolt latch for padlock with door protection as practical basic fitting
- **Locker feet (e.g. in models 49010) made of plastic = improved corrosion protection!**
- Feet in light gray with body color RAL 7035, in black with all other body colors
- **Slot-in shoe shelf, can be easily retrofitted by users**
- **Optimum air circulation due to defined ventilation spaces in front of and behind the storage shelf**



1.	900	1200	1200
	1850	1850	1850
	3 x 300	3 x 400	4 x 300
	5	6	6
	49010-30	49010-32	49010-40



1.	900	1200	1200
	1800	1800	1800
	3 x 300	3 x 400	4 x 300
	5	6	6
	49020-30	49020-32	49020-40

+			
	+ 49130-750	+ 49132-750	+ 49140-750

+			
	+ 49130-730	+ 49132-730	+ 49140-730

+	Accessories	
	Additional fittings, locks	81 - 85



Order no. 49010-22 (with feet)



Lockers for schools and child care facilities

see from page **148**

Optional:
Decor fronts (MDF)
You can choose from the following decors:



Danube maple Sen ash Oak Sereno

S 3000 EVOLO

Lockers with bench

Bench slats for models 49030, 49040 and 49050 made of hard beechwood as standard, approx. 60 x 35 mm in side-face, planed on all sides, rounded at the top, finished with clear varnish, with natural color differences. Plastic bench slats are available at no additional charge. Standard color of the bench underframes: black gray RAL 7021. Benches with adjustable floor gliders for easy level adjustment (10 mm). Locker and bench are delivered separately for easy DIY assembly.

Bench height: 420 mm
Bench depth: 315 mm
Locker depth: 500/815 mm

For general description of the lockers see page 56/57.

Lockers with bench in front

on feet 150 mm high, with doors reduced in size, depth 500 mm. Clear opening dimensions per door:

1315 x 245/345 x 465 mm (H x W x D)



1. Dimensions and door material



	300	400	600	800
Width	300	400	600	800
Height	1850	1850	1850	1850
Compartments	1 x 300	1 x 400	2 x 300	2 x 400
CSC	2	3	4	5
Order no.	49030-10	49030-12	49030-20	49030-22
Price				

Lockers with lowered bench underframe

with doors reduced in size, depth 500 mm. Clear opening dimensions per door:

1315 x 245/345 x 465 mm (H x W x D)



1. Dimensions and door material



	300	400	600	800
Width	300	400	600	800
Height	1850	1850	1850	1850
Compartments	1 x 300	1 x 400	2 x 300	2 x 400
CSC	2	3	4	5
Order no.	49040-10	49040-12	49040-20	49040-22
Price				

Lockers with bench underneath

Clear opening dimensions per door:

1600 x 245/345 x 465 mm (H x W x D)



1. Dimensions and door material



	300	400	600	800
Width	300	400	600	800
Height	2090	2090	2090	2090
Compartments	1 x 300	1 x 400	2 x 300	2 x 400
CSC	2	3	4	5
Order no.	49050-10	49050-12	49050-20	49050-22
Price				



MDF decor doors	Thickness 18 mm				
+ Order no.		+ 49110-750	+ 49112-750	+ 49120-750	+ 49122-750
+ Addtl. charge					



HPL decor doors	Thickness 13 mm				
+ Order no.		+ 49110-730	+ 49112-730	+ 49120-730	+ 49122-730
+ Addtl. charge					

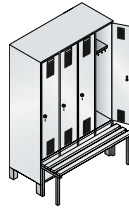
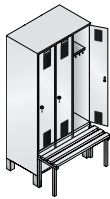
2. Body color (see end of catalog for color overview)

Please choose 487

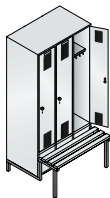
3. Door color (door decor for MDF or phenolic HPL design if applicable)

Please choose 487

+ Bench slats made of plastic	Light gray	Blue gray	Black gray
	+ 8000-7035	+ 8000-7031	+ 8000-7021
+ Order no.			
+ Addtl. charge			



1.	900	1200	1200
	1850	1850	1850
	3 x 300	3 x 400	4 x 300
	5	6	6
	49030-30	49030-32	49030-40



1.	900	1200	1200
	1850	1850	1850
	3 x 300	3 x 400	4 x 300
	5	6	6
	49040-30	49040-32	49040-40



1.	900	1200	1200
	2090	2090	2090
	3 x 300	3 x 400	4 x 300
	5	6	6
	49050-30	49050-32	49050-40

+	+ 49130-750	+ 49132-750	+ 49140-750
---	-------------	-------------	-------------

+	+ 49130-730	+ 49132-730	+ 49140-730
---	-------------	-------------	-------------

+	Accessories	
	Additional fittings, locks	81 - 85



Order no. 49030-40



Order no. 49040-30
+ 49130-750 (MDF decor doors)



Order no. 49050-22
+ 8000-7035 (plastic bench slats)
+ 2 x 8052-7010 (shoe rack)

+	Shoe rack	
	for models 49030, 49050	82

CSC = color surcharge code number

MDF = medium-density fiberboard
HPL = high-pressure laminate

S 3000 EVOLO

Lockers with pairs of doors closing in the middle

For joint lock of two compartments to be used by one person, for example for storing **street clothes and work clothing**, storage shelf, continuous through 2 compartments. Bench slats for models 49032 and 49042 made of hard beechwood as standard, approx. 60 x 35 mm in side-face, planed on all sides, rounded at the top, finished with clear varnish, with natural color differences. Bench slats made of plastic in light gray, blue gray, or black gray available for no additional charge. Standard color for bench bases: Black gray RAL 7021. Benches with adjustable floor gliders for easy level adjustment (10 mm). All doors with turning bolt latch for padlock use. Locker and bench are delivered separately for easy DIY assembly.

For general description of the lockers see page 56/57.

Lockers with benches

Bench height: 420 mm

Bench depth: 315 mm

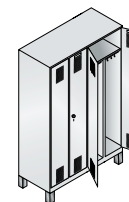
Locker depth: 500/815 mm



Order no. 49022-20

Lockers with feet

on feet 150 mm high, depth 500 mm.
Clear opening dimensions per door:
1600 x 245/345 x 465 mm (H x W x D)



1. Dimensions and door material



	600	800	1200
Width	600	800	1200
Height	1850	1850	1850
Compartments	2 x 300	2 x 400	4 x 300
for no. of persons	1	1	2
CSC	4	5	6
Order no.	49012-20	49012-22	49012-40
Price			

Lockers with base

on base 100 mm high, depth 500 mm.
Clear opening dimensions per door:
1600 x 245/345 x 465 mm (H x W x D)



1. Dimensions and door material



	600	800	1200
Width	600	800	1200
Height	1800	1800	1800
Compartments	2 x 300	2 x 400	4 x 300
for no. of persons	1	1	2
CSC	4	5	6
Order no.	49022-20	49022-22	49022-40
Price			

+ MDF decor doors



Thickness 18 mm			
+ Order no.	+ 49120-750	+ 49122-750	+ 49140-750
+ Addtl. charge			

+ HPL decor doors



Thickness 13 mm			
+ Order no.	+ 49120-730	+ 49122-730	+ 49140-730
+ Addtl. charge			

2. Body color (see end of catalog for color overview)

Please choose 487

3. Door color (door decor for MDF or phenolic HPL design if applicable)

Please choose 487

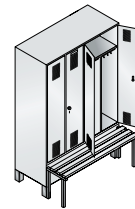



+ Bench slats made of plastic	Light gray	Blue gray	Black gray
+ Order no.	+ 8000-7035	+ 8000-7031	+ 8000-7021
+ Addtl. charge			

Order no. 49032-40

Lockers with bench in front

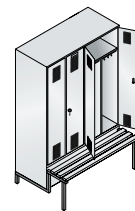
on feet 150 mm high, with doors reduced in size, depth 500 mm.
Clear opening dimensions per door:
1315 x 245/345 x 465 (H x W x D)




1. Dimensions and door material	Width	600	800	1200
	Height	1850	1850	1850
	Compartments	2 x 300	2 x 400	4 x 300
	for no. of persons	1	1	2
	CSC	4	5	6
	Order no.	49032-20	49032-22	49032-40
	Price			

Lockers with lowered bench underframe

with doors reduced in size, depth 500 mm.
Clear opening dimensions per door:
1315 x 245/345 x 465 (H x W x D)



1. Dimensions and door material	Width	600	800	1200
	Height	1850	1850	1850
	Compartments	2 x 300	2 x 400	4 x 300
	for no. of persons	1	1	2
	CSC	4	5	6
	Order no.	49042-20	49042-22	49042-40
	Price			

+ MDF decor doors	Thickness 18 mm			
	+ Order no.	+ 49120-750	+ 49122-750	+ 49140-750
	+ Addtl. charge			
+ HPL decor doors	Thickness 13 mm			
	+ Order no.	+ 49120-730	+ 49122-730	+ 49140-730
	+ Addtl. charge			

+ Accessories	Additional fittings, locks 81 - 85	+ Shoe rack for models 49032 82
----------------------	--	--

CSC = color surcharge code number

MDF = medium-density fiberboard
HPL = high-pressure laminate

S 3000 EVOLO

Lockers with pairs of doors closing in the middle

For joint lock of two compartments to be used by one person, for example for storing **street clothes and work clothing**. Storage shelf, continuous through 2 compartments. Bench slats for models 49052 made of hard beechwood as standard, approx. 60 x 35 mm in side-face, planed on all sides, rounded at the top, finished with clear varnish, with natural color differences. Bench slats made of plastic in light gray, blue gray, or black gray available for no additional charge (standard color light gray). Standard color of the bench bases: Black gray RAL 7021. Benches and box with adjustable floor gliders for easy level adjustment (10 mm). All doors with turning bolt latch for padlock use. Locker and bench are delivered separately for easy DIY assembly.

For general description of the lockers see page 56/57.

Models 49052
Bench height: 420 mm
Bench depth: 315 mm
Locker depth: 500/815 mm

Models 49056
Bench height: 452 mm
Bench depth: 315 mm
Locker depth: 500/815 mm



Order no. 49052-40

Lockers with bench underneath


Depth 500 mm.
 Clear opening dimensions per door:
 1600 x 245/345 x 465 mm (H x W x D)



1. Dimensions and door material

	600	800	1200
Width	600	800	1200
Height	2090	2090	2090
Compartments	2 x 300	2 x 400	4 x 300
for no. of persons	1	1	2
CSC	4	5	6
Order no.	49052-20	49052-22	49052-40
Price			

Steel doors





Order no. 49056-40



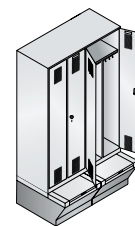
Practical storage box for shoes, helmets, bags, etc. This allows the storage space under the seat to be used optimally - not to mention easy cleaning!



The seat made of solid beech wood (optional available in phenolic HPL also) also serves as a flap and can be opened only by the owner of the locker.

Lockers with storage box underneath

Depth 500 mm. Seat made of solid beech wood.
Clear opening dimensions per door:
1600 x 245/345 x 465 mm (H x W x D)



1. Dimensions and door material or seat material

Steel doors

Width	600	800	1200
Height	2090	2090	2090
Compartments	2 x 300	2 x 400	4 x 300
for no. of persons	1	1	2
CSC	4	5	6
Order no.	49056-20	49056-22	49056-40
Price			

+ MDF decor doors



Thickness 18 mm
+ Order no.
+ Addtl. charge

+ 49120-750

+ 49122-750

+ 49140-750

+ HPL decor doors



Thickness 13 mm
+ Order no.
+ Addtl. charge

+ 49120-730

+ 49122-730

+ 49140-730

+ Seat made of phenolic HPL in white



Thickness 13 mm
+ Order no.
+ Addtl. charge

+ 495620-730

+ 495622-730

+ 495640-730

2. Body color

(see end of catalog for color overview)



Please choose 487

3. Door color

(door decor for MDF or phenolic HPL design if applicable)



Please choose 487

+ Accessories

Additional fittings, locks 81 - 85

+ shoe rack

for models 49052 82

Lockers with one door over two compartments

for storing **street clothes and work clothing**. Bench slats for models 49250 made of hard beechwood as standard, approx. 60 x 35 mm in side-face, planed on all sides, rounded at the top, finished with clear varnish, with natural color differences. Bench slats made of plastic in light gray, blue gray, or black gray available for no additional charge (standard color light gray). Standard color of the bench bases: Black gray RAL 7021. Benches with adjustable floor gliders for easy level adjustment (10 mm). One door with turning bolt latch locks two compartments at the same time. Storage shelf to the left and right of the inside partition, sturdy wardrobe rail made of oval profile and 3 twist-proof sliding hooks. Locker and bench are delivered separately for easy DIY assembly.

For general description of the lockers see page 56/57.

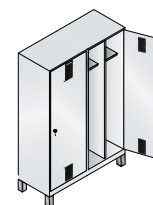
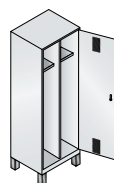
Lockers with benches
Bench height: 420 mm
Bench depth: 315 mm
Locker depth: 500/815 mm



Order no. 49220-40

Lockers with feet

on feet 150 mm high, depth 500 mm.
 Clear opening dimensions per door:
 1600 x 245 x 465 mm (H x W x D)



1. Dimensions and door material



Width	600	1200
Height	1850	1850
Compartments	2 x 300	4 x 300
for no. of persons	1	2
CSC	4	6
Order no.	49210-20	49210-40
Price		

2. Body and door color

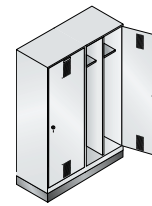
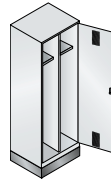


Please select (see end of catalog for color overview) 487



Lockers with base

on base 100 mm high, depth 500 mm.
Clear opening dimensions per door:
1600 x 245 x 465 mm (H x W x D)



1. Dimensions and door material

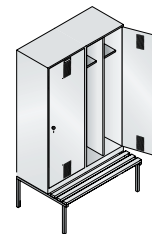
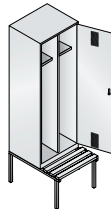
	600	1200
Width	600	1200
Height	1800	1800
Compartments	2 x 300	4 x 300
for no. of persons	1	2
CSC	4	6
Order no.	49220-20	49220-40
Price		

Steel doors



Lockers with bench underneath

Depth 500 mm.
Clear opening dimensions per door:
1600 x 245 x 465 (H x W x D)



1. Dimensions and door material

	600	1200
Width	600	1200
Height	2090	2090
Compartments	2 x 300	4 x 300
for no. of persons	1	2
CSC	4	6
Order no.	49250-20	49250-40
Price		

Steel doors



+ Bench slats made of plastic	Light gray	Blue gray	Black gray
	+ Order no.	+ 8000-7035	+ 8000-7031
+ Addtl. charge			

+ Accessories	
Additional fittings, locks	81 - 85

+ Shoe rack	
for models 49250	82



Order no. 49250-40
+ 8000-7035 (with
plastic bench slats)

CSC = color surcharge code number

S 3000 EVOLO

Laundry lockers and cleaning cabinets

Doors closing in the middle with a joint turning bolt latch for padlock, shelves not height adjustable.
For general description of the lockers see page 56/57.

+ Doors smooth
for all S 3000 Evolo locker models without louvers, without label holder, very easy to clean



Design	smooth
+ Order no.	+ 8001-303
+ Addtl. charge	



Order no. 49060-20



Order no. 49120-00

Lockers with feet

on feet 150 mm high, depth 500 mm



1. Dimensions and door material

	600	800	600	800
Width	600	800	600	800
Height	1850	1850	1850	1850
Compartments	2 x 300	2 x 400	2 x 300	2 x 400
Description	Laundry lockers 4 shelves on the left, storage shelf on the right with sturdy wardrobe rail made of oval profile and 3 twist-proof sliding hooks		Cleaning equipment cabinet 4 compartments to the left of the shortened partition, sturdy rod made of oval profile on the right with 6 twist-proof sliding hooks	



	4	5	4	5
CSC	4	5	4	5
Order no.	49060-20	49060-22	49110-00	49110-02
Price				

Lockers with base

on base 100 mm high, depth 500 mm



1. Dimensions and door material

	600	800	600	800
Width	600	800	600	800
Height	1800	1800	1800	1800
Compartments	2 x 300	2 x 400	2 x 300	2 x 400
Description	see above		see above	



	4	5	4	5
CSC	4	5	4	5
Order no.	49160-20	49160-22	49120-00	49120-02
Price				

2. Body color (see end of catalog for color overview)
Please choose 487



3. Door color (door decor for MDF or phenolic HPL design if applicable)
Please choose 487



+ Accessories
Additional fittings, locks 81 - 85

Multi-purpose lockers

Laundry and storage lockers

Doors with turning bolt latch, shelves not height adjustable.

For general description of the lockers see page 56/57.



Order no. 49020-20B



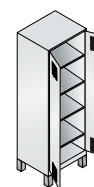
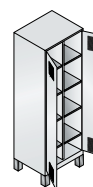
Order no. 49022-20B



Order no. 49222-20B

Lockers with feet

on feet 150 mm high, depth 500 mm



1. Dimensions and door material

	600	800	600	800	600
Width	600	800	600	800	600
Height	1850	1850	1850	1850	1850
Compartments	2 x 300	2 x 400	2 x 300	2 x 400	1 x 600
Description	with individually lockable doors (both hinged right)		with doors closing in the middle (joint lock)		with doors closing in the middle without partition, 4 full-width shelves, (2-bolt latch)

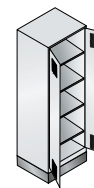
Steel doors



CSC	4	5	4	5	4
Order no.	49010-20B	49010-22B	49012-20B	49012-22B	49212-20B
Price					

Lockers with base

on base 100 mm high, depth 500 mm



1. Dimensions and door material

	600	800	600	800	600
Width	600	800	600	800	600
Height	1800	1800	1800	1800	1800
Compartments	2 x 300	2 x 400	2 x 300	2 x 400	1 x 600
Description	see above		see above		see above

Steel doors



CSC	4	5	4	5	4
Order no.	49020-20B	49020-22B	49022-20B	49022-22B	49222-20B
Price					



+ MDF decor doors
Thickness 18 mm
+ Order no. + 49120-750 + 49122-750 + 49120-750 + 49122-750 -
+ Addtl. charge

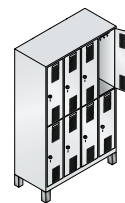
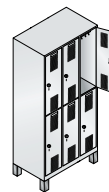


+ HPL decor doors
Thickness 13 mm
+ Order no. + 49120-730 + 49122-730 + 49120-730 + 49122-730 -
+ Addtl. charge



Lockers with feet

on feet 150 mm high, depth 500 mm.
Clear opening dimensions per door:
813 x 245/345 x 465 mm (H x W x D)



1. Dimensions and door material

	600	800	900	1200	1200
Width	600	800	900	1200	1200
Height	1850	1850	1850	1850	1850
Compartments	2 x 300	2 x 400	3 x 300	3 x 400	4 x 300
Steel doors	CSC 4 Order no. 49310-20 Price	5 Order no. 49310-22	5 Order no. 49310-30	6 Order no. 49310-32	6 Order no. 49310-40

+

MDF decor doors



Thickness 18 mm

+ Order no.
+ Addtl. charge

+ 49220-750

+ 49222-750

+ 49230-750

+ 49232-750

+ 49240-750

+

HPL decor doors



Thickness 13 mm

+ Order no.
+ Addtl. charge

+ 49220-730

+ 49222-730

+ 49230-730

+ 49232-730

+ 49240-730

2. Body color (see end of catalog for color overview)

Please choose 487

3. Door color (door decor for MDF or phenolic HPL design if applicable)

Please choose 487

Double-tier lockers

Double-tier lockers with turning bolt latch

Lockers, double-tier, 2 compartments on top of one another, 1 door per compartment, sturdy wardrobe rail made of oval profile and 3 twist-proof sliding hooks, doors with turning bolt latch for padlock, decor doors with door opening limiter as a standard fitting.

For general description of the lockers see page 56/57.



Lockers for schools and child care facilities
see from page **148**



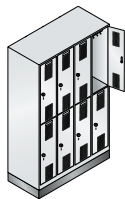
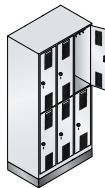
Order no. 49310-22
+ 49222-750 (MDF decor doors)




Order no. 49320-30

Lockers with base

on base 100 mm high, depth 500 mm.
Clear opening dimensions per door:
813 x 245/345 x 465 mm (H x W x D)



1. Dimensions and door material

	Width	600	800	900	1200	1200
	Height	1800	1800	1800	1800	1800
	Compartments	2 x 300	2 x 400	3 x 300	3 x 400	4 x 300
	CSC	4	5	5	6	6
	Order no.	49320-20	49320-22	49320-30	49320-32	49320-40
	Price					

+ MDF decor doors



Thickness 18 mm						
+ Order no.	+ 49220-750	+ 49222-750	+ 49230-750	+ 49232-750	+ 49240-750	
+ Addtl. charge						

+ HPL decor doors



Thickness 13 mm						
+ Order no.	+ 49220-730	+ 49222-730	+ 49230-730	+ 49232-730	+ 49240-730	
+ Addtl. charge						

+ Accessories

Additional fittings, locks **81** - **85**

CSC = color surcharge code number

MDF = medium-density fiberboard
HPL = high-pressure laminate



Double-tier lockers with turning bolt latches

Lockers, double-tier, 2 compartments on top of one another, 1 door per compartment, sturdy wardrobe rail made of oval profile and 3 twist-proof sliding hooks, doors with turning bolt latch for padlock. Bench slats for models 49350 made of hard beechwood as standard, approx. 60 x 35 mm in side-face, planed on all sides, rounded at the top, finished with clear varnish, with natural color differences. Bench slats made of plastic in light gray, blue gray, or black gray available for no additional charge (standard color light gray). Standard color of the bench bases: Black gray RAL 7021. Benches with adjustable floor gliders for easy level adjustment (10 mm).

Locker and bench are delivered separately for easy DIY assembly.

For general description of the lockers see page 56/57.



The C+P safety turning bolt cannot be overwound because it "spins" when it is closed, thus preventing tampering!

The cylinder lock engages only when the padlock is removed, and the door can be opened simply by turning the knob. For bolt lock size 6-8 mm.

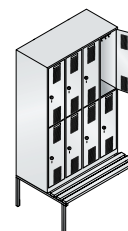
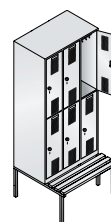
In all Evolo steel lockers as standard!



Order no. 49350-30

Lockers with bench underneath

Bench height 420 mm, bench depth 315 mm, locker depth 500/815 mm. Clear opening dimensions per door: 813 x 245/345 x 465 mm (H x W x D)



1. Dimensions and door material



	600	800	900	1200	1200
Width	600	800	900	1200	1200
Height	2090	2090	2090	2090	2090
Compartments	2 x 300	2 x 400	3 x 300	3 x 400	4 x 300
Steel doors	CSC	CSC	CSC	CSC	CSC
Order no.	49350-20	49350-22	49350-30	49350-32	49350-40
Price					

+ MDF decor doors



Thickness 18 mm					
+ Order no.	+ 49220-750	+ 49222-750	+ 49230-750	+ 49232-750	+ 49240-750
+ Addtl. charge					

+ HPL decor doors



Thickness 13 mm					
+ Order no.	+ 49220-730	+ 49222-730	+ 49230-730	+ 49232-730	+ 49240-730
+ Addtl. charge					

2. Body color (see end of catalog for color overview)

Please choose **487**

3. Door color (door decor for MDF or phenolic HPL design if applicable)

Please choose **487**

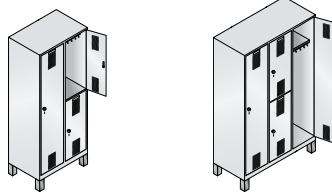
Shoe rack
 for models 48350 **82**

Combination lockers with turning bolt latches

Models 49600 with turning bolt latches, compartment width 400 mm. The ideal solution for offering single-tier and double-tier compartments in the same locker! **Combination cabinets, single- and double-tier.** Single-tier: 1 door per compartment, storage shelf with sturdy wardrobe rail made of oval profile and 3 twist-proof sliding hooks. Double-tier: 2 compartments on top of one another, 1 door per compartment, sturdy wardrobe rail made of oval profile and 3 twist-proof sliding hooks, doors with turning bolt latch for padlock. For bench slats for models 49650, see left. For general description of the lockers see page 56/57.

Lockers with feet

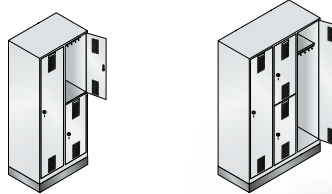
on feet 150 mm high, depth 500 mm.
Clear opening dimensions per door:
1600/813 x 345 x 465 mm (H x W x D)



1. Dimensions and door material	Width	800	1200
	Steel doors	Height	1850
	Compartment	2 x 400	3 x 400
	CSC	5	6
	Order no.	49610-22	49610-32
	Price		

Lockers with base

on base 100 mm high, depth 500 mm.
Clear opening dimensions per door:
1600/813 x 345 x 465 mm (H x W x D)



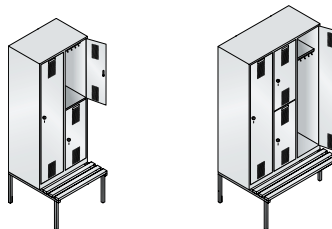
1. Dimensions and door material	Width	800	1200
	Steel doors	Height	1800
	Compartment	2 x 400	3 x 400
	CSC	5	6
	Order no.	49620-22	49620-32
	Price		



Order no. 49620-22
+ 49622-750 (MDF decor doors)

Lockers with bench underneath

Bench height 420 mm, bench depth 315 mm,
locker depth 500/815 mm.
Clear opening dimensions per door:
1600/813 x 345 x 465 mm (H x W x D)



1. Dimensions and door material	Width	800	1200
	Steel doors	Height	2090
	Compartment	2 x 400	3 x 400
	CSC	5	6
	Order no.	49650-22	49650-32
	Price		

+ MDF decor doors	Thickness 18 mm + Order no. + Addtl. charge	+ 49622-750	+ 49632-750
+ HPL decor doors	Thickness 13 mm + Order no. + Addtl. charge	+ 49622-730	+ 49632-730

+ Accessories	Additional fittings, locks	81	- 85
---------------	----------------------------------	----	------



Order no. 49610-32

S 3000 EVOLO

Box lockers




Doors single-walled smooth, without ventilation hole pattern and without label holders (if required please order additional plastic label holders, order no. 8500-15, page 49). Every door with cylinder lock and 2 keys. The bottoms of the compartments are generally finished in the color of the body. Decor door in Danube maple, Sen ash or Oak Sereno decor with black edge band, with door opening limiter as standard feature.

Note: For publicly accessible lockers, we recommend door opening limiters, see page 77.

Lockers with 3 tiers

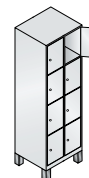
on feet 150 mm high, depth 500 mm.
Clear opening dimensions per compartment:
510 x 245/345 x 465 mm (H x W x D)






1. Dimensions and door material		300	400	600	800
	Width	300	400	600	800
	Height	1850	1850	1850	1850
	Compartments	1 x 300	1 x 400	2 x 300	2 x 400
	CSC	3	4	5	6
	Order no.	49010-103	49010-123	49010-203	49010-223
	Price				
+ 	Thickness 18 mm + Order no. + Addtl. charge	+ 49310-750	+ 49312-750	+ 49320-750	+ 49322-750
+ 	Thickness 13 mm + Order no. + Addtl. charge	+ 49310-730	+ 49312-730	+ 49320-730	+ 49322-730


Lockers with 4 tiers

on feet 150 mm high, depth 500 mm.
Clear opening dimensions per compartment:
375 x 245/345 x 465 mm (H x W x D)




1. Dimensions and door material		300	400	600	800
	Width	300	400	600	800
	Height	1850	1850	1850	1850
	Compartments	1 x 300	1 x 400	2 x 300	2 x 400
	CSC	3	4	5	6
	Order no.	49010-104	49010-124	49010-204	49010-224
	Price				
+ 	Thickness 18 mm + Order no. + Addtl. charge	+ 49410-750	+ 49412-750	+ 49420-750	+ 49422-750
+ 	Thickness 13 mm + Order no. + Addtl. charge	+ 49410-730	+ 49412-730	+ 49420-730	+ 49422-730

2. Body color (see end of catalog for color overview)

 Please choose **487**

3. Door color (door decor for MDF or phenolic HPL design if applicable)

 Please choose **487**

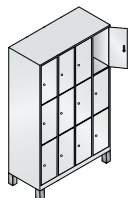
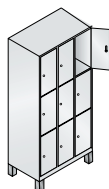
+ Accessories

Additional fittings, locks **81** - **85**

Box lockers

+ **Base**
instead of feet, design
in body color, 100 mm
base height, locker
height 1800 mm

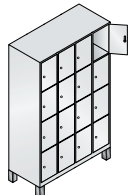
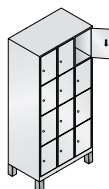
Width	300	400	600	800	900	1200
Order no.	49020-...	49020-...	49020-...	49020-...	49020-...	49020-...
+ Addtl. charge						



1.	900	1200	1200
	1850	1850	1850
	3 x 300	3 x 400	4 x 300
	6	7	7
	49010-303	49010-323	49010-403

+	+ 49330-750	+ 49332-750	+ 49340-750
----------	-------------	-------------	-------------

+	+ 49330-730	+ 49332-730	+ 49340-730
----------	-------------	-------------	-------------



1.	900	1200	1200
	1850	1850	1850
	3 x 300	3 x 400	4 x 300
	6	7	7
	49010-304	49010-324	49010-404

+	+ 49430-750	+ 49432-750	+ 49440-750
----------	-------------	-------------	-------------

+	+ 49430-730	+ 49432-730	+ 49440-730
----------	-------------	-------------	-------------



Order no. 49010-223



Order no. 49020-304

Optional: **Decor fronts** (MDF)

You can choose from
the following decors:



Danube maple



Sen ash

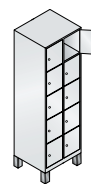
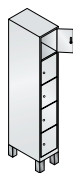


Oak Sereno



Lockers with 5 tiers

on feet 150 mm high, depth 500 mm.
Clear opening dimensions per compartment:
295 x 245/345 x 465 mm (H x W x D)



1. Dimensions and door material

Steel doors



	300	400	600	800
Width	300	400	600	800
Height	1850	1850	1850	1850
Compartments	1 x 300	1 x 400	2 x 300	2 x 400
CSC	4	5	6	7
Order no.	49010-105	49010-125	49010-205	49010-225
Price				

+

MDF decor doors



Thickness 18 mm				
+ Order no.	+ 49510-750	+ 49512-750	+ 49520-750	+ 49522-750
+ Addtl. charge				

+

HPL decor doors



Thickness 13 mm				
+ Order no.	+ 49510-730	+ 49512-730	+ 49520-730	+ 49522-730
+ Addtl. charge				

2. Body color (see end of catalog for color overview)



Please choose 487

Top lockers

Doors single-walled smooth, without ventilation hole pattern and without label holders (if required please order additional plastic label holders, order no. 8500-15, page 49).

Compartment width of 400 mm also suitable for motorcycle helmets.

Doors with turning bolt latches.



Turning bolt latch standard with door protection



Order no. 49090-30 (top locker)



Order no. 49092-20 (top locker)

Top lockers

Depth 500 mm. Clear opening dimensions per door: 430 x 245/345 x 465 mm (H x W x D)



1. Dimensions and door material



Width	300	400	600	800
Height	500	500	500	500
Compartments	1 x 300	1 x 400	2 x 300	2 x 400
CSC	1	1	2	2
Order no.	49090-10	49090-12	49090-20	49090-22
Price				



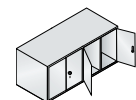
Thickness 18 mm				
+ Order no.	+ 490910-750	+ 490912-750	+ 490920-750	+ 490922-750
+ Addtl. charge				



Thickness 13 mm				
+ Order no.	+ 490910-730	+ 490912-730	+ 490920-730	+ 490922-730
+ Addtl. charge				

Top lockers

with doors closing in the middle, depth 500 mm. Clear opening dimensions per door: 430 x 245/345 x 465 mm (H x W x D)



1. Dimensions and door material

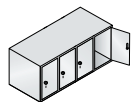
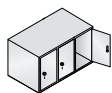


Width	600	800	1200
Height	500	500	500
Compartments	2 x 300	2 x 400	4 x 300
CSC	2	2	4
Order no.	49092-20	49092-22	49092-40
Price			

2. Body color (see end of catalog for color overview)



Please choose



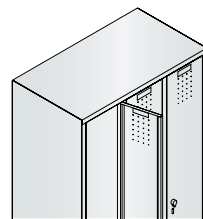
1.	900	1200	1200
	500	500	500
	3 x 300	3 x 400	4 x 300
	3	3	4
	49090-30	49090-32	49090-40
+	+ 490930-750	+ 490932-750	+ 490940-750
+	+ 490930-730	+ 490932-730	+ 490940-730

+ **New door opening limiter 90°**
made from special heavy-duty, plastic-coated stainless steel cable



Design	Price per door
+ Order no.	+ 4900-700
+ Addtl. charge	

Without door opening limiter

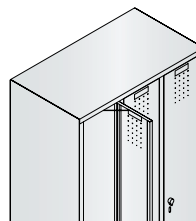


110°

- + For specifically assigned compartments
- + More freedom of movement for users
- Forceful over-extension of the door by opening it too far is possible
- Damage to usable space of adjacent locker is possible

With door opening limiter 90°

(standard with decor doors)



90°

- + Recommended if lockers are frequently used by different persons
- + Prevents forceful over-extension of the door by opening it too far
- + No overlap with usable space of adjacent locker
- Less freedom of movement for users

3. Door color (door decor for MDF or phenolic HPL design if applicable)



Please choose

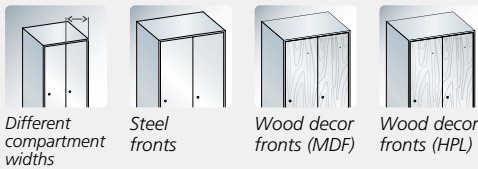
S 3000 EVOLO

The open wardrobes offer:

- Sturdy steel construction with high-quality enamel coating
- Steel doors single-walled smooth
- Alternatively: MDF or HPL decor doors in Danube maple, Sen ash or Oak Sereno decor with black edge band
- Plastic label holders optionally available, order no. 8500-15, see page 49
- Each compartment with cylinder lock and 2 keys
- Hat rack and shoe rack in black gray RAL 7021
- The bottoms of the compartments are generally finished in the body color.
- Delivered disassembled with detailed mounting instructions for easy DIY assembly



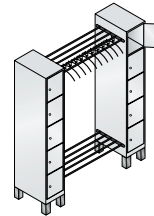
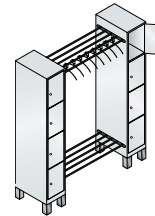
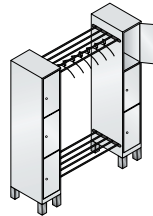
Order no. 49406-00
+ 4940-20 (base)



Different compartment widths

Locker with feet, compartment width 300 mm

On feet 150 mm high, depth 500 mm.
Locker consisting of two box lockers, hat shelf and shoe rack made of square profile in between, with 6, 8, or 10 plastic coat hangers in black



1. Dimensions and door material

	1600	1600	1600
Width	1600	1600	1600
Height	1850	1850	1850
Compartments	2 x 300	2 x 300	2 x 300
Clear opening dimensions per door (H x W x D):	510 x 245 x 465 mm	375 x 245 x 465 mm	295 x 245 x 465 mm
Assembled box lockers	3 compartments models 49010-103	4 compartments models 49010-104	5 compartments models 49010-105
for no. of persons	6	8	10
CSC	6	6	8
Order no.	49406-00	49408-00	49410-00
Price			



Thickness 18 mm			
+ Order no.	+ 494060-750	+ 494080-750	+ 494100-750
+ Addtl. charge			
Thickness 13 mm			
+ Order no.	+ 494060-730	+ 494080-730	+ 494100-730
+ Addtl. charge			

2. Body color (see end of catalog for color overview)



Please choose

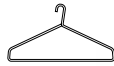
Open wardrobes

- + **Base**
instead of feet,
steel design,
100 mm high,
in body color,
with or without
height adjustment



Design	without height adjustment	with height adjustment
Locker height	1800	1800
+ Order no.	+ 4940-20	+ 4940-21
+ Addtl. charge		

- + **Special coat hangers**
in black, bulk



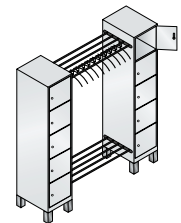
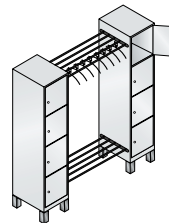
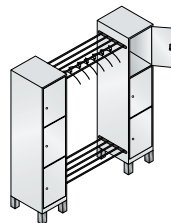
Design	plastic
+ Order no.	+ 8078-703
+ Addtl. charge	



Order no. 49408-02
+ 494082-750 (MDF decor doors)

Locker with feet, compartment width 400 mm

On feet 150 mm high, depth 500 mm.
Locker consisting of two box lockers,
hat shelf and shoe rack made of square profile
in between, with 6, 8, or 10 plastic
coat hangers in black



1. Dimensions and door material

	1800	1800	1800
Width	1800	1800	1800
Height	1850	1850	1850
Compartments	2 x 400	2 x 400	2 x 400
Clear opening dimensions per door (H x W x D):	510 x 345 x 465 mm	375 x 345 x 465 mm	295 x 345 x 465 mm
Assembled box lockers for no. of persons	3 compartments models 49010-123 6	4 compartments models 49010-124 8	5 compartments models 49010-125 10
Steel doors	CSC Order no. Price	8 49406-02	8 49408-02
		10 49410-02	

+ MDF decor doors



Thickness 18 mm			
+ Order no.	+ 494062-750	+ 494082-750	+ 494102-750
+ Addtl. charge			

+ HPL decor doors



Thickness 13 mm			
+ Order no.	+ 494062-730	+ 494082-730	+ 494102-730
+ Addtl. charge			

3. Door color (door decor for MDF or phenolic HPL design if applicable)



Please choose 487

S 3000 EVOLO

Laundry collecting and dispensing lockers

+ **Laundry bags**
made of 100% polyester,
with 4 hanging loops,
Packaging unit:
5 pieces



Design

White

+ Order no.

+ 48270-7015

+ Addtl. charge



Order no. 48060-205



Order no. 48170-210

Lockers with feet

on feet 150 mm high, depth 500 mm

Attention! Locker with integrated slope (order no. 8000-38) not possible

1. Dimensions and design

Width	420	420	810	810	420
Height	1850	1850	1850	1850	1850
Doors	5	10	10	20	1
Clear opening dimensions H x W x D	per door 269 x 251 x 475	per door 126 x 251 x 475	per door 269 x 295 x 475	per door 126 x 295 x 475	per swing flap 282 x 270 x 475

Description

Laundry dispensing lockers
with central door by which the entire column of compartments can be opened at once (e.g. for loading). Compartments and central doors with cylinder lock and 2 keys, longer delivery time

Laundry collecting lockers
one swing flap at the top in the hinged door, hinged door with cylinder lock and 2 keys. Laundry bag retaining hooks inside

Steel doors

CSC

Order no.

Price

6
48060-105

7
48060-110

8
48060-205

8
48060-210

6
48070-210

Lockers with base

on base 100 mm high, depth 500 mm

Attention! Locker with integrated slope (order no. 8000-38) not possible

1. Dimensions and design

Width	420	420	810	810	420
Height	1800	1800	1800	1800	1800
Doors	5	10	10	20	1
Clear opening dimensions H x W x D	per door 269 x 251 x 475	per door 126 x 251 x 475	per door 269 x 295 x 475	per door 126 x 295 x 475	per swing flap 282 x 270 x 475

Description

see above

see above

Steel doors

CSC

Order no.

Price

6
48160-105

7
48160-110

8
48160-205

8
48160-210

6
48170-210

2. Body and door color (see end of catalog for color overview)



Please choose 487

+ Accessories

Additional fittings, locks 81 - 85

The S 3000 Evolo accessory range offers:

The difference lies in the details! C+P offers a multitude of practical additional fittings and upgrading components. For you this means:

- All requirements can be met for a customized result
- Lockers "made-to-order" for the specific location
- All parts can be ordered separately (no additional charge packages, you only pay for what you need!)
- Many parts can also be retrofitted
- Excellent price-performance ratio thanks to C+P modular system

Wet room design*

electrolytically galvanized, enamel coated, compartment widths 300 and 400 mm, additional charge per compartment width

see also page 24

for lockers with	feet or base	bench
Order no.	8000-20.	8000-21.
+ Addtl. charge		



Top locker bag unit

approx. 200 mm high for retrofitting, made of black gray MCPB material

Please consult us about your specific projects.



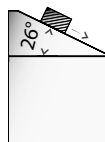
Order no. 49050-40 with additional fittings:

- 1 x 8000-7035 (plastic bench slats)
- 4 x 8050-7010 (shoe rack)
- 1 x 4934-70 (slope top)
- 4 x 8000-21 (electrolytically zinc-plated design)

Slanted roof designs

Depth 500 mm

Slope top
approx. 230 mm higher in the back for retroactive fitting



Slope top
Can be retrofitted later, prevents objects from being left on top



Compartment width for number of compartments	300/400	300/400	300/400	300
CSC	1	2	3	4
Order no.	4931/41-70	4932/42-70	4933/43-70	4934-70
+ Addtl. charge				

Door designs

Additional charge per door

Doors smooth

without louvers, without label holders (ensure alternative ventilation e.g. using the ventilation hole pattern!)



Order no. **8001-303**

+ Addtl. charge

Door with perforated panel

for models 49010-49090, compartment width 300/400 mm (square perforations approx. 23 mm with bars approx. 5 mm), 3-bolt latch recommended



Order no. **8001-323**

Base

(not for open wardrobes on page 78/79)

Order no. + Addtl. charge

Base with height adjustment



Order no. **4900-707**

* longer delivery time possible

MCPB = Melamine coated particle board

S 3000 EVOLO

Partitions

below the storage shelf, additional charge per compartment

made of steel
in swivel design,
cannot be retrofitted



Partition H x W
Order no.
+ Addtl. charge

1000 x 460
0080-00

made of steel
in fixed design,
cannot be retrofitted




1280 x 420
0092-00

made of translucent plastic,
movable and swivel design,
low-maintenance



1210 x 300
4500-705

made of blue linen material
movable and swivel design,
with several pockets



1170 x 450
4500-706

Additional fittings


Shoe shelf
Steel,
coated in black gray
(installation height 250 mm)



Compartment width
Order no.
Price

300	400
4900-765	4900-766

Security compartment inside*
(instead of the hat shelf)
with cylinder lock,
not possible for
order no. 8000-38



300/400
8053-00

Mirror
to be mounted by the
customer, price per door



small, W x H 110 x 90 mm	large, W x H 180 x 300 mm
-	-
4500-761	4500-762

Standard coat hanger
Hardwood varnished
in black (with special
mounting)




-
8000-061

Additional fittings

Prices per door

Towel holder
for mounting on doors hinged
on the right



Design for
Compartment width
Order no.
Price

Steel doors	Decor doors
300	300/400
4900-770	4900-7703

Towel and shower gel holder
for mounting on doors hinged
on the right



Steel doors	Decor doors
400	300/400
4900-772	4900-7723

Flip-flop and shoe holder
(not suitable for lockers with storage
box or partitions)



Steel doors	Decor doors
300	400
4900-773	4900-7732
4900-7733	

Additional fittings

Prices per door

Door opening limiter 90°
addtl. charge for **steel**
doors, for user instructions
see page 77



Compartment width
Order no.
Price

300	400
4900-700	4900-702

Double sliding hooks
as replacement,
per piece



-
8500-012

Shoe rack
for models with bench **built underneath**, retrofitting possible
since May 1st 2012, addtl. charge
per compartment



300	400
8050-7010	8052-7010

Shoe rack
for models with bench **in front**, retrofitting
not possible, addtl. charge
per compartment



300	400
8030-701	8032-701

Additional accessories

Wall mount

with additional support bracket, price per compartment



Order no. **8000-34**
Price

Additional fittings in the locker

Shoe tray
made of plastic, removable, with bottom spacers



Order no. **4500-707**
Price

Padlocks

for turning bolts and safety turning bolts, bolt size approx. 6 mm

Brass design, 2 keys, up to 300 different key numbers



Order no. **0002-10**
Price

Brand lock in brass design with precision cylinder, 2 keys, up to 168,000 different key numbers



Order no. **0002-11**
Price

High-gloss chrome-plated with number combination, without keys



Order no. **0002-12**
Price



Play it safe – with the new standard C+P safety turning bolt



The problem

Conventional turning bolt latches are highly susceptible to break-ins because the latch can be overwound.

The burglar uses the padlock as a lever (the longer the shackle, the greater the leverage). Overwinding destroys the locking mechanism and opens the way to the locker compartment.



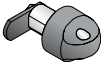



The C+P solution

The C+P safety turning bolt cannot be overwound because it "spins" when it is closed, thus preventing tampering!




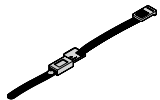
The cylinder lock engages only when the padlock is removed, and the door can be opened simply by turning the knob. For lock bolt size 6-8 mm.

Accessories for lockers

Turning bolt latch and cylinder locks not for assembled box lockers

Prices per lock	Basic design		Optional					
	Turning bolt latch	Cylinder lock in black with 2 keys		Lock in moisture-proof design cylinder lock in black				
								
	for padlock incl. lock guard	up to 1000 different key numbers	up to 6000 different key numbers	via master key system with security certificate*	via master key system without security certificate*	up to 1000 different key numbers	via master key system with security certificate*	via master key system without security certificate*
Order no.	4900-718	4900-721	4900-723	4900-724	4900-725	4900-7212	4900-7242	4900-7252
Unit price								
+ Addtl. charge	Standard							

Keys, locks, and wristband for cylinder locks

	Spare keys for cylinder lock		Master key for master key system		3-bolt latch**	Perlon wristband for cylinder locks
						
	Spare key for lock 4900-721	Spare key for lock 4900-723	with security certificate*	without security certificate*	with locking rods	Please indicate numbering from-to and list desired color no. ¹⁾
Order no.	0006-21	0006-00	0011-00	0012-00	8000-23	8501-05..
Price						

¹⁾ 51 black 56 gray
 52 white 61 green
 53 red 67 yellow
 55 blue

Locking no. according to customer requirements	for cylinder lock (longer delivery time)
Additional charge per lock	
Order no.-..99
+ Addtl. charge	

Additional accessories for all lockers

Door protection and numbering




Design
Order no.
Price

Door protection
also suitable for holding number plate model 4400-744. Only possible with cylinder lock models 4900-721, 4900-723, 4900-724, 4900-725



plastic
4400-742

Number plate for easy DIY attachment above the door protection (please specify desired 3-digit numbering!), to be used only in conjunction with door protection, not suitable for coin-operated deposit locks



plastic
4400-744








SAFE-O-MAT locks **107** + **165**






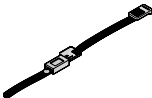
Coin-operated deposit lock **107**

Accessories for assembled box lockers

Turning bolt latch and cylinder locks only for assembled box lockers

Prices per lock	Basic design				Optional			
	Cylinder lock	Cylinder lock in black with 2 keys		Lock in moisture-proof design cylinder lock in black		Turning bolt latch		
								
	up to 1000 different key numbers	up to 6000 different key numbers	via master key system with security certificate*	via master key system without security certificate*	up to 1000 different key numbers	via master key system with security certificate*	via master key system without security certificate*	for padlock incl. lock guard
Order no.	4900-721	4900-723	4900-724	4900-725	4900-7212	4900-7242	4900-7252	4900-718
Unit price								
+ Addtl. charge	Standard							

Keys and wristband for cylinder locks

	Spare keys for cylinder lock		Spare key for master key system		Master key for master key system		Perlon wristband for cylinder locks
							
	Spare key for lock 4900-721	Spare key for lock 4900-723	with security certificate*	without security certificate*	with security certificate*	without security certificate*	Please indicate numbering from-to and list desired color no. ¹⁾
Order no.	0006-21	0006-00	0010-11	0006-00	0011-00	0012-00	8501-05..
Price							

¹⁾ 51 black 56 gray
52 white 61 green
53 red 67 yellow
55 blue



Additional accessories for all lockers

Key ring

Plastic key ring
with S-hook, Ø 30 mm,
please indicate numbering

Optional integrated numbering
thanks to self-adhesive film
in the embossed label holder
(please specify from-to
numbering and indicate color²⁾)

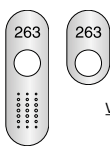
Locker numbering
for **decor** doors (MDF
and phenolic HPL), please
specify from-to numbering
and color ³⁾



Design	black	white	aluminum color	self-adhesive	self-adhesive
Order no.	8502-0851	8502-0852	8502-0862	4900-701..	4900-749..
Price					

Number plates

Please specify numbering



Number plates
in lock area, self-adhesive,
separate for easy DIY assembly

with integrated door protection,
123 x 39 x 1.0 mm,
only suitable for cylinder locks

without integrated door protection,
68 x 39 x 1.0 mm,
only suitable for cylinder locks

Stainless steel number plate
self-adhesive, 30 x 50 x 1.0 mm

263

Design	plastic	Stainless steel	plastic	Stainless steel	Stainless steel
Order no.	4902-0601	4901-0601	4902-0611	4901-0611	8501-06
Price					

²⁾ 51 black
56 light gray
65 white aluminum

³⁾ 51 black
52 white
56 light gray
65 white aluminum